

# THE PQ POP-UP

## The Chrome Extension for Supporting and Improving Reading



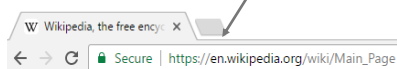
1 - Make sure you are using the latest version of Chrome.

2 - Make sure you are logged into Chrome using the same Google Account you will use with the Pop-Up.

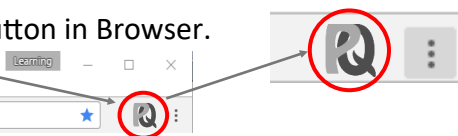
3 - Use this link to add the PQ App to your browser: <https://mymagicladder.org/ml/pcues/login>

## USE IT: Whenever you see a word that you don't recognize, CLICK IT.

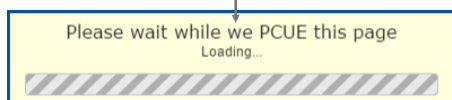
1 - Navigate to any page on the web.



2 - Click PQ button in Browser.



3 - Wait briefly as page processes and PQ button turns colors.



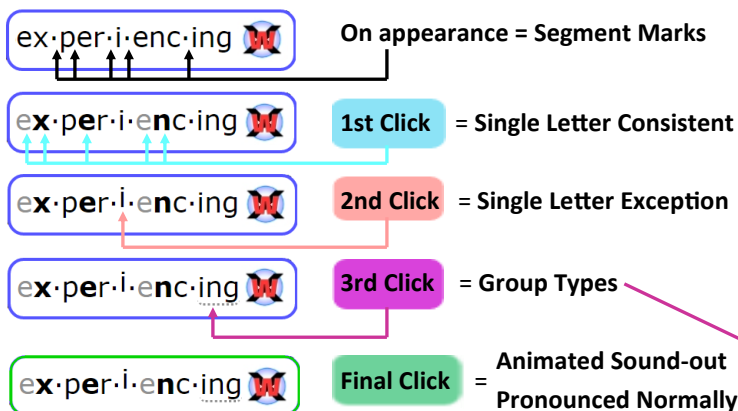
4 - Click/touch any word on page.



5 - Look, listen, and try to read the word again. If still not recognized, click again, try again to read it. Repeat as needed. Once recognized, click outside the pop-up box and return to reading.

<https://mlc.learningstewards.org/pqs-app/>

## KEY:



Blinks and turns green once all available help has been given.

**BOLD** = Letter Name

**GRAY** = Silent Letter

Normal = Common Sound

Shrunk = "Uh" / "Schwa"

Wide (ball) = Drawn Out Exception

Rotated = "er" sound

Raised = Higher Exception

Lowered (Book) = Lower Exception

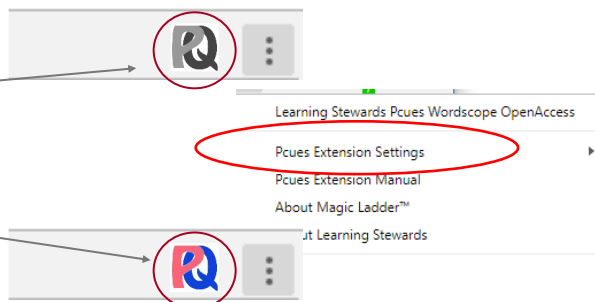
Dotted Underline (Fair) = Blends

Solid Underline (Phone) = Combines

<https://mlc.learningstewards.org/abcs-pqs/>

# SETTINGS

**Pcues Extension Settings** can be accessed at any time by right clicking the inactive (gray) PQ button or by left clicking on the active (colored) PQ button on the Chrome browser.



**Voice Settings:** Changes the synthesized voice used to read words after PQs are presented and a word is sounded out:

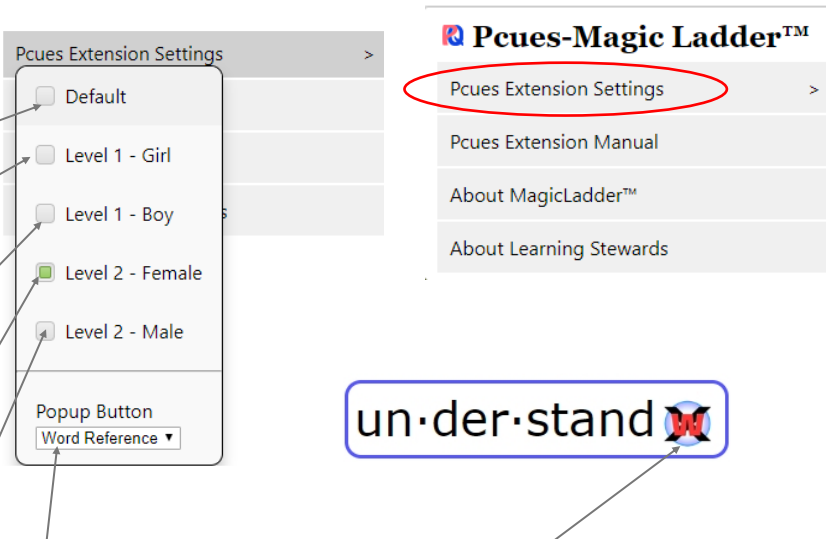
**Default:** Male voice.


**Level 1 - Girl:** Young Girl's voice.

**Level 1 - Boy:** Young Boy's voice.

**Level 2 - Female:** Woman's voice.

**Level 2 - Male:** Man's voice.



un·der·stand 

**Enable Word Reference:** Adds WordExplore button to pop-up.

Note: Word Reference is turned off by default.

**Launching Reference Panel-** Once enabled in the settings (above) and when the WordExplore button is clicked on within the Pcues App pop-up, the app will pass the selected word to the Reference Panel which provides definitions, synonyms, roots, and translations for the word:



Note: The Pop-Up remains available within the Reference Panel enabling learners to use the same process to recognize or understand any word they encounter in the reference content.

## ADDITIONAL INFORMATION

About ML: <https://mlc.learningstewards.org/about/>

About PQs: <https://mlc.learningstewards.org/abcs-pqs/>

Articles: <https://mlc.learningstewards.org/about/#ADD>

PQ App Manual: <https://goo.gl/9nH8dD>

WordScope™ Manual: <https://goo.gl/AdKJRb>

This Guide: <https://goo.gl/TA9qEN>